



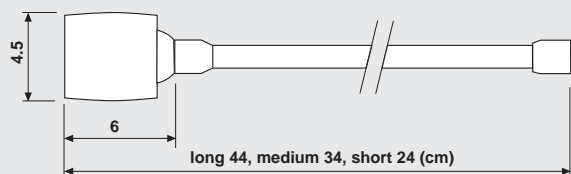
## Lysta:

LED reading lights. Polished aluminium heads on chrome plated flexible arms.

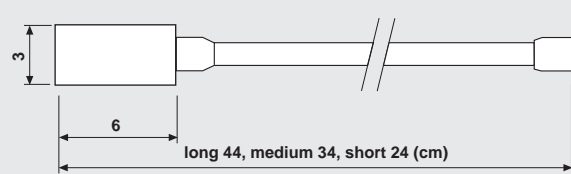
Description	Round plate long arm	Rect plate switched, short arm	Bedhead medium arm	Round plate switched, detail
Product Code	AF562L	AF565S	AF561M	AF563
Size of base (cm)	9	3.5 x 11	3	9
Dia of head (cm)	3	3	3	3
Projection (cm)	44	24	34	-

See data sheet for more options


# Luna



# Lysta



## Mounting Options



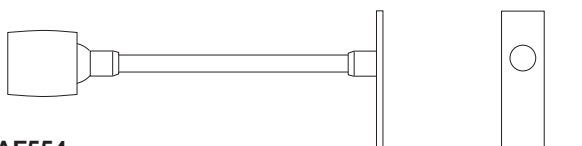
**AF551**  
Bedhead



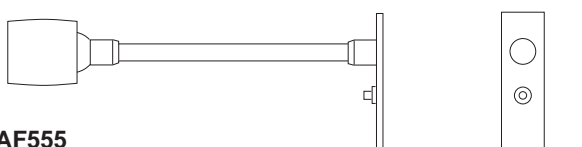
**AF552**  
Round plate  
Dia 9cm



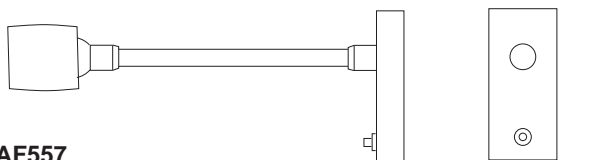
**AF553**  
Round plate (switched)  
Dia 9cm



**AF554**  
Rectangular plate  
3.5 x 11cm




**AF555**  
Rectangular plate (switched)  
3.5 x 11cm



**AF557**  
Enclosed controller  
5 x 14 x 2.5cm

## Mounting Options



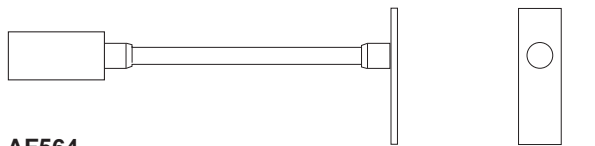
**AF561**  
Bedhead



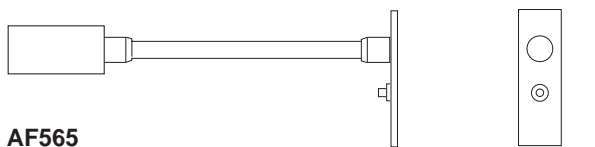
**AF562**  
Round plate  
Dia 9cm



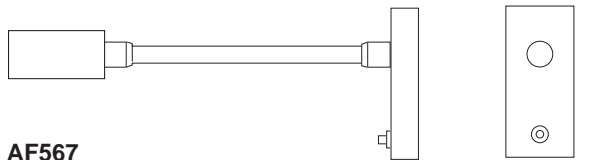
**AF563**  
Round plate (switched)  
Dia 9cm



**AF564**  
Rectangular plate  
3.5 x 11cm



**AF565**  
Rectangular plate (switched)  
3.5 x 11cm



**AF567**  
Enclosed controller  
5 x 14 x 2.5

Luna and Lysta have a choice of three arm lengths, specified by adding a suffix to the product code.

Description	Suffix	Head projection (cm)
long	L	44
medium	M	34
short	S	24

### Installation information

This light has an LED controller 56 x 40 x 20mm which needs to be accommodated within the surface that it is being mounted to. Where no space is available for the controller please use the 'enclosed controller' version.

The bedhead version is supplied with two different lengths of threaded tube 40 and 60mm and 1.5metres of cable to allow for differing mounting requirements. Longer cable can be made available on other versions if requested when ordering.